Attachment B

Selected Drawings

SJB Architects

BASIX ENERGY COMMITMENTS Score: Target - 72 / Achieved - 72	
HOT WATER SYSTEM	ELECTRICAL INSTANTANEOUS
APPLIANCES	ELECTRICAL COOKTOP & OVEN
HEATING AND COOLING WITHIN UNIT	ALL AREAS 3-PHASE AIRCONDITIONING / EER 3.0-3.5
VENTILATION WITHIN UNIT	BATHROOM: INDIVIDUAL FAN, MANUAL SWITCH ON/OFF. DUCTED THROUGH ROOF OR FACADE LAUNDRY: INDIVIDUAL FAN, MANUAL SWITCH ON/OFF. DUCTED THROUGH ROOF OR FACADE KITCHEN: INDIVIDUAL FAN, MANUAL SWITCH ON/OFF. DUCTED THROUGH ROOF OR FACADE
FRIDGE SPACE VENTILATION	YES
CLOTHES LINE	INDOORS OR SHELTERED
ALTERNATIVE ENERGY	1.8KW BETWEEN +10 - <= 25 DEGREES TO HORIZONTAL (APPROX. 4-6 STANDARD MODERN RESIDENTIAL SOLAR PANELS (350-450W EACH)

BASIX WATER COMMITMENTS Score: Target - 40 / Achieved - 41	
SHOWERHEADS	4 STARS (>4.5 BUT <=6L/MIN)
TOILETS	5 STARS
KITCHEN /BATHROOM TAPS	ALL AREAS 3-PHASE AIRCONDITIONING / EER 3.0-3.5
ALTERNATIVE WATER SUPPLY	BATHROOM: INDIVIDUAL FAN, MANUAL SWITCH ON/OFF. DUCTED THROUGH ROOF OR FACADE LAUNDRY: INDIVIDUAL FAN, MANUAL SWITCH ON/OFF. DUCTED THROUGH ROOF OR FACADE KITCHEN: INDIVIDUAL FAN, MANUAL SWITCH ON/OFF. DUCTED THROUGH ROOF OR FACADE

NATHERS COMMITMENTS Score: Target - 40 / Achieved - 41	
WINDOWS & GLAZED DOORS	U VALUE: 1.88, SHGC: 0.19
SKYLIGHTS	U VALUE: 2.53, SHGC: 0.21
EXTERNAL WALLS	INSULATION: R 3.0
INTERNAL WALLS	INSULATION: NONE
FLOORS	INSULATION: NONE
CEILINGS UNDER BALCONIES & ROOFS	INSULATION: R 6.0

AYU'S PENTHOUSE
17 RANDLE STREET, SURRY HILLS, 2010, NSW

SJB Architects
Level 2, 490 Crown Street
Surry Hills NSW
2010 Australia
T 61 2 9380 9911
F 61 2 9380 9922

Project Number: 7166
Date: 20.04.2026
Client: DAVID BROWN
Issue: DA SUBMISSION

Architectural Drawing List

Sheet Number	Sheet Name	Current Revision	Current Revision Date
DA-0000	COVER	4	20.04.2026
DA-0100	SITE PLAN	4	20.04.2026
DA-0207	EXISTING PLANS	4	20.04.2026
DA-0257	DEMOLITION PLANS	4	20.04.2026
DA-0801	3D OVERALL AXONOMETRIC - SHEET 1	4	20.04.2026
DA-0802	3D OVERALL AXONOMETRIC - SHEET 2	4	20.04.2026
DA-1007	FLOOR PLAN - LEVEL 05	4	20.04.2026
DA-1008	FLOOR PLAN - LEVEL 06	4	20.04.2026
DA-1009	FLOOR PLAN - ROOF	4	20.04.2026
DA-1401	ELEVATIONS - SHEET 1	4	20.04.2026
DA-1402	ELEVATIONS - SHEET 2	4	20.04.2026
DA-1403	ELEVATIONS - SHEET 3	4	20.04.2026
DA-1501	SECTIONS - SHEET 1	4	20.04.2026
DA-8001	COMPLIANCE DRAWINGS - SOLAR & CROSS VENT	4	20.04.2026
DA-8003	COMPLIANCE DRAWINGS - SHADOW DIAGRAMS - SHEET 1	4	20.04.2026
DA-8004	COMPLIANCE DRAWINGS - SHADOW DIAGRAMS - SHEET 2	4	20.04.2026
DA-8005	COMPLIANCE DRAWINGS - EYE OF THE SUN	4	20.04.2026
DA-8007	COMPLIANCE DRAWINGS - HEIGHT PLANE	4	20.04.2026
DA-8008	COMPLIANCE DRAWINGS - HEIGHT PLANE DIAGRAM	4	20.04.2026
DA-8009	AREA PLANS - GFA	4	20.04.2026
DA-8701	PHOTOMONTAGE - CHALMERS STREET	4	20.04.2026
DA-8702	PHOTOMONTAGE - RANDLE STREET	4	20.04.2026
DA-8703	MATERIAL BOARD	4	20.04.2026

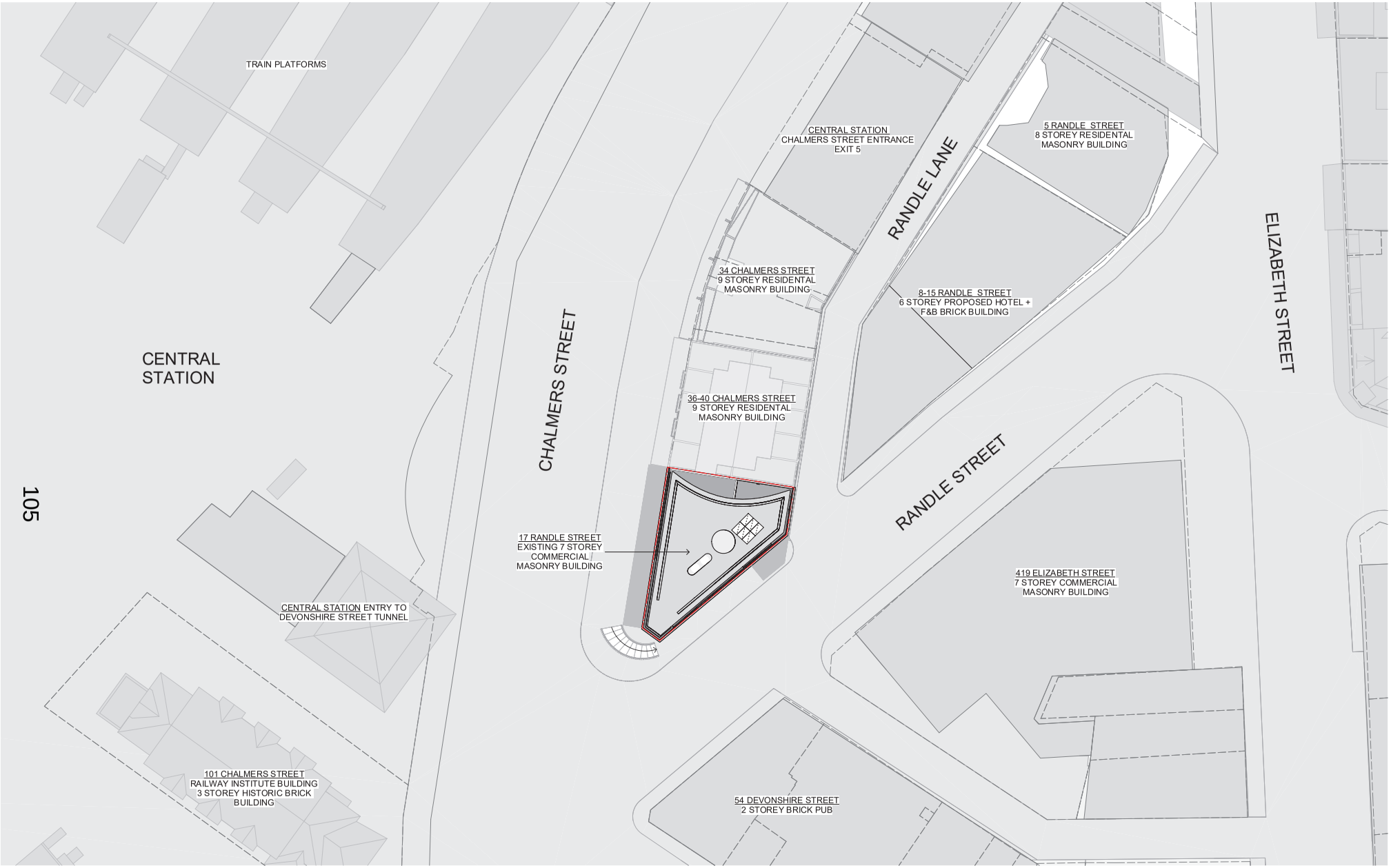

NOT FOR CONSTRUCTION

In accepting and utilising this document the recipient agrees that SJB Architecture (NSW) Pty. Ltd. ACN 081 094 724 T/A SJB Architects, retain all common law, statutory law and other rights including copyright and intellectual property rights. The recipient agrees not to use this document for any purpose other than its intended use; to waive all claims against SJB Architects resulting from unauthorised changes; or to reuse the document on other projects without prior written consent from SJB Architects. Under no cromstances shall transfer of this document be deemed a sale. SJB Architects makes no warranties of fitness for any purpose. The Builder/Contractor shall verify job dimensions prior to any work commencing. Use figured dimensions only. Do not scale drawings.

FOR APPROVAL

0 1 2 5m
1:100 @ A1

Nominated Architects: Adam Haddow-7188 | John Pradel-7004

Rev	Date	Revision	By	Chk.
1	12.02.2026	FOR INFORMATION	BD	GS
2	06.03.2026	FOR INFORMATION	BD	GS
3	20.03.2026	DA SUBMISSION - DRAFT	BD	GS
4	20.04.2026	DA SUBMISSION	BD	GS

NOTE: MINOR CHANGES TO FORM AND CONFIGURATION MAY BE REQUIRED WHEN DRAWINGS ARE SUBSEQUENTLY PREPARED FOR CONSTRUCTION PURPOSES AFTER THE GRANT OF DEVELOPMENT CONSENT.

Client
XCOMMERCIAL

Project
AYU'S PENTHOUSE
17 RANDLE STREET, SURRY HILLS, 2010, NSW

Drawing Name
SITE PLAN

Date	Scale	Sheet Size
20.04.2026	1 : 250	A1
Drawn	Chk.	Job No.
BD	GS	7166
Drawing No.		Revision
DA-0100		/ 4

SJB Architects
Level 2, 490 Crown Street
Surry Hills NSW 2010
T 61 2 9380 9911
www.sjb.com.au

NOT FOR CONSTRUCTION

In accepting and utilising this document the recipient agrees that SJB Architecture (NSW) Pty. Ltd. ACN 081 094 724 T/A SJB Architects, retain all common law, statutory law and other rights including copyright and intellectual property rights. The recipient agrees not to use this document for any purpose other than its intended use; to waive all claims against SJB Architects resulting from unauthorised changes; or to reuse the document on other projects without prior written consent from SJB Architects. Under no circumstances shall transfer of this document be deemed a sale. SJB Architects makes no warranties of fitness for any purpose. The Builder/Contractor shall verify job dimensions prior to any work commencing. Use figured dimensions only. Do not scale drawings.

FOR APPROVAL

0 1 2 5m
1:100 @ A1

Nominated Architects: Adam Haddow-7188 | John Pradel-7004

Rev	Date	Revision	By	Chk.
4	20.04.2026	DA SUBMISSION	BD	GS

NOTE: MINOR CHANGES TO FORM AND CONFIGURATION MAY BE REQUIRED WHEN DRAWINGS ARE SUBSEQUENTLY PREPARED FOR CONSTRUCTION PURPOSES AFTER THE GRANT OF DEVELOPMENT CONSENT.

Client
XCOMMERCIAL

Project
AYU'S PENTHOUSE
17 RANDLE STREET, SURRY HILLS, 2010, NSW

Drawing Name
LOCATION PLAN

Date	Scale	Sheet Size
20.04.2026		A1
Drawn	Chk.	Job No.
BD	GS	7166
Drawing No.		Revision
DA-0101		/ 4

SJB Architects
Level 2, 490 Crown Street
Surry Hills NSW 2010
T 61 2 9380 9911
www.sjb.com.au

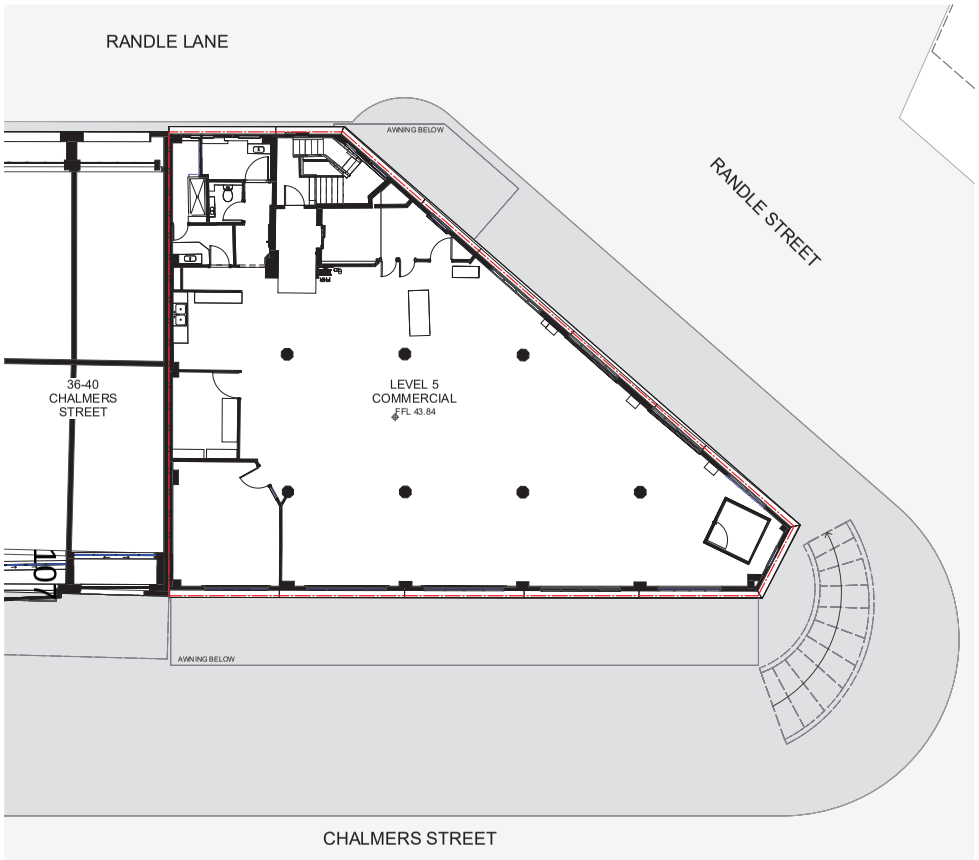

1 EXISTING - LEVEL 5
SCALE 1 : 100

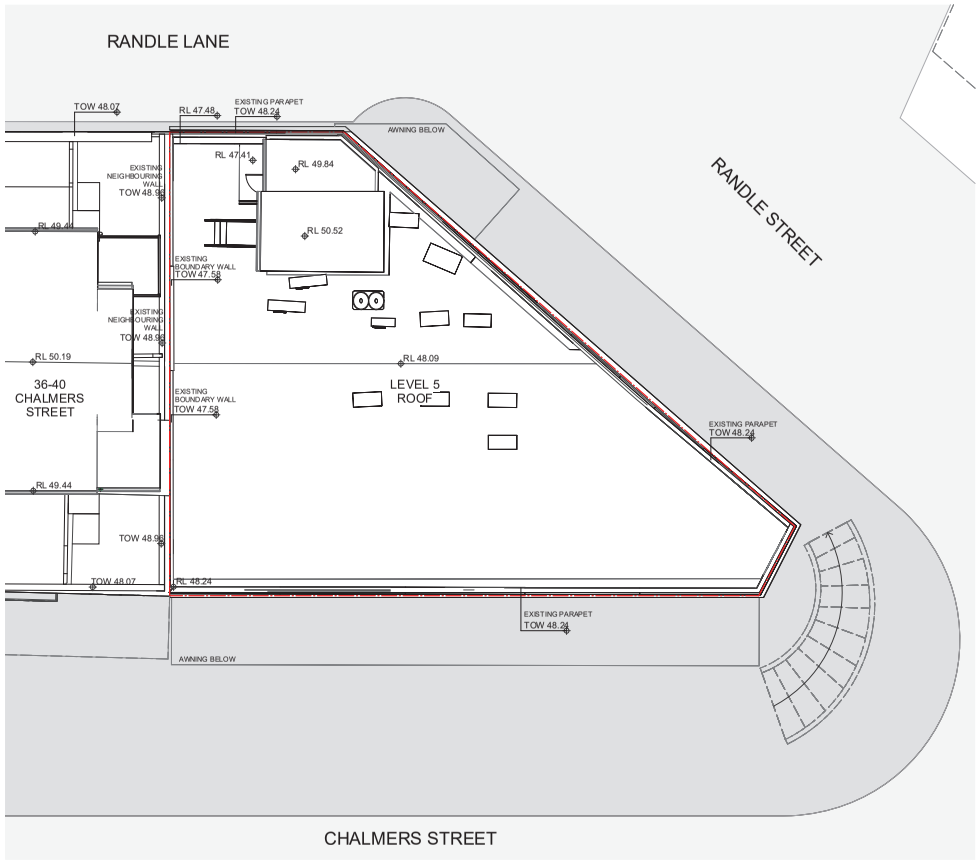

2 EXISTING - ROOF
SCALE 1 : 100

NOT FOR CONSTRUCTION

In accepting and utilising this document the recipient agrees that SJB Architecture (NSW) Pty. Ltd. ACN 081 094 724 T/A SJB Architects, retain all common law, statutory law and other rights including copyright and intellectual property rights. The recipient agrees not to use this document for any purpose other than its intended use; to waive all claims against SJB Architects resulting from unauthorised changes; or to reuse the document on other projects without prior written consent from SJB Architects. Under no circumstances shall transfer of this document be deemed a sale. SJB Architects makes no warranties of fitness for any purpose. The Builder/Contractor shall verify job dimensions prior to any work commencing. Use figured dimensions only. Do not scale drawings.

FOR APPROVAL

0 1 2 5m
1:100 @ A1

Nominated Architects: Adam Haddow-7188 | John Pradel-7004

Rev	Date	Revision	By	Chk
1	12.02.2026	FOR INFORMATION	BD	GS
2	06.03.2026	FOR INFORMATION	BD	GS
3	20.03.2026	DA SUBMISSION - DRAFT	BD	GS
4	20.04.2026	DA SUBMISSION	BD	GS

NOTE: MINOR CHANGES TO FORM AND CONFIGURATION MAY BE REQUIRED WHEN DRAWINGS ARE SUBSEQUENTLY PREPARED FOR CONSTRUCTION PURPOSES AFTER THE GRANT OF DEVELOPMENT CONSENT.

Client
XCOMMERCIAL

Project
AYU'S PENTHOUSE
17 RANDLE STREET, SURRY HILLS, 2010, NSW

Drawing Name
EXISTING PLANS

Date	Scale	Sheet Size
20.04.2026	1 : 100	A1
Drawn	Chk.	Job No.
BD	GS	7166
Drawing No.		Revision
DA-0207		/ 4

SJB Architects
Level 2, 490 Crown Street
Surry Hills NSW 2010
T 61 2 9380 9911
www.sjb.com.au

1 LEVEL 5 EXISTING - DEMOLITION PLAN
SCALE 1: 100

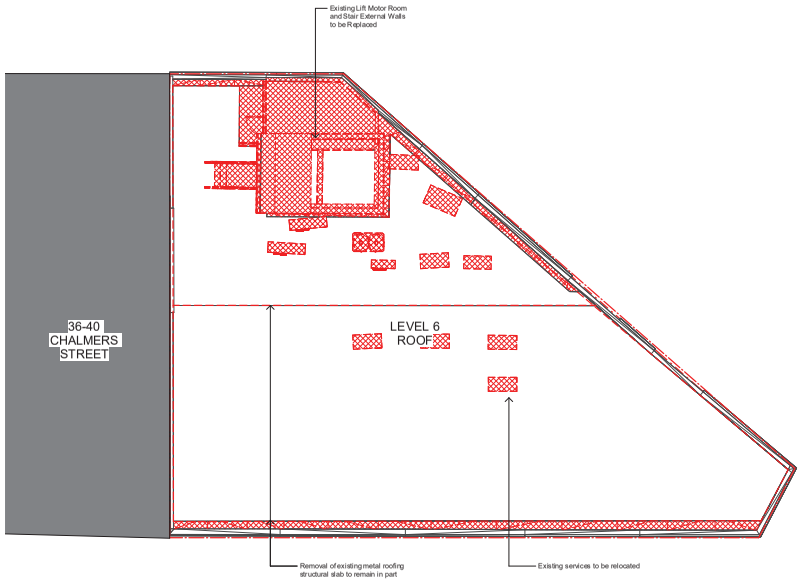

2 ROOF - DEMOLITION PLAN
SCALE 1: 100

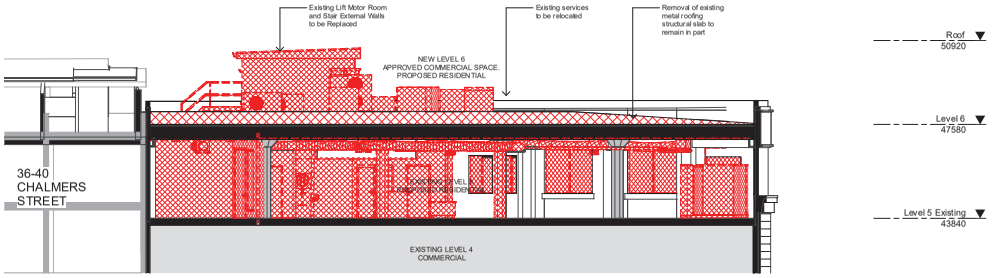

3 EXISTING - DEMOLITION SECTION
SCALE 1: 100

NOT FOR CONSTRUCTION

In accepting and utilising this document the recipient agrees that SJB Architecture (NSW) Pty. Ltd. ACN 081 094 724 T/A SJB Architects, retain all common law, statutory law and other rights including copyright and intellectual property rights. The recipient agrees not to use this document for any purpose other than its intended use; to waive all claims against SJB Architects resulting from unauthorised changes; or to reuse the document on other projects without prior written consent from SJB Architects. Under no circumstances shall transfer of this document be deemed a sale. SJB Architects makes no warranties of fitness for any purpose. The Builder/Contractor shall verify job dimensions prior to any work commencing. Use figured dimensions only. Do not scale drawings.

FOR APPROVAL

0 1 2 5m
1:100 @ A1

Nominated Architects: Adam Haddow-7188 | John Pradel-7004

Rev	Date	Revision	By	Chk
1	12.02.2026	FOR INFORMATION	BD	GS
2	06.03.2026	FOR INFORMATION	BD	GS
3	20.03.2026	DA SUBMISSION - DRAFT	BD	GS
4	20.04.2026	DA SUBMISSION	BD	GS

NOTE: MINOR CHANGES TO FORM AND CONFIGURATION MAY BE REQUIRED WHEN DRAWINGS ARE SUBSEQUENTLY PREPARED FOR CONSTRUCTION PURPOSES AFTER THE GRANT OF DEVELOPMENT CONSENT.

Client
XCOMMERCIAL

Project
AYU'S PENTHOUSE
17 RANDLE STREET, SURRY HILLS, 2010, NSW

Drawing Name
DEMOLITION PLANS

Date	Scale	Sheet Size
20.04.2026	1 : 100	A1
Drawn	Chk.	Job No.
BD	GS	7166
Drawing No.		Revision
DA-0257		/ 4

SJB Architects
Level 2, 490 Crown Street
Surry Hills NSW 2010
T 61 2 9380 9911
www.sjb.com.au

NOT FOR CONSTRUCTION

In accepting and utilising this document the recipient agrees that SJB Architecture (NSW) Pty. Ltd. ACN 081 094 724 T/A SJB Architects, retain all common law, statutory law and other rights including copyright and intellectual property rights. The recipient agrees not to use this document for any purpose other than its intended use; to waive all claims against SJB Architects resulting from unauthorised changes; or to reuse the document on other projects without prior written consent from SJB Architects. Under no circumstances shall transfer of this document be deemed a sale. SJB Architects makes no warranties of fitness for any purpose. The Builder/Contractor shall verify job dimensions prior to any work commencing. Use figured dimensions only. Do not scale drawings.

FOR APPROVAL

0 1 2 5m
1:100@A1

Nominated Architects: Adam Haddow-7188 | John Pradel-7004

Rev	Date	Revision	By	Chk
1	12.02.2026	FOR INFORMATION	BD	GS
2	06.03.2026	FOR INFORMATION	BD	GS
3	20.03.2026	DA SUBMISSION - DRAFT	BD	GS
4	20.04.2026	DA SUBMISSION	BD	GS

NOTE: MINOR CHANGES TO FORM AND CONFIGURATION MAY BE REQUIRED WHEN DRAWINGS ARE SUBSEQUENTLY PREPARED FOR CONSTRUCTION PURPOSES AFTER THE GRANT OF DEVELOPMENT CONSENT.

Client

XCOMMERCIAL

Project

AYU'S PENTHOUSE
17 RANDLE STREET, SURRY HILLS, 2010, NSW

Drawing Name

3D OVERALL AXONOMETRIC - SHEET 1

Date	Scale	Sheet Size
20.04.2026		A1
Drawn	**Chk.**	**Job No.**
BD	GS	7166
Drawing No.		**Revision**
DA-0801		/ 4

SJB Architects
Level 2, 490 Crown Street
Surry Hills NSW 2010
T 61 2 9380 9911
www.sjb.com.au

110

NOT FOR CONSTRUCTION

In accepting and utilising this document the recipient agrees that SJB Architecture (NSW) Pty. Ltd. ACN 081 094 724 T/A SJB Architects, retain all common law, statutory law and other rights including copyright and intellectual property rights. The recipient agrees not to use this document for any purpose other than its intended use; to waive all claims against SJB Architects resulting from unauthorised changes; or to reuse the document on other projects without prior written consent from SJB Architects. Under no circumstances shall transfer of this document be deemed a sale. SJB Architects makes no warranties of fitness for any purpose. The Builder/Contractor shall verify job dimensions prior to any work commencing. Use figured dimensions only. Do not scale drawings.

FOR APPROVAL

0 1 2 5m
1:100@A1

Nominated Architects: Adam Haddow-7188 | John Pradel-7004

Rev	Date	Revision	By	Chk
1	12.02.2026	FOR INFORMATION	BD	GS
2	06.03.2026	FOR INFORMATION	BD	GS
3	20.03.2026	DA SUBMISSION - DRAFT	BD	GS
4	20.04.2026	DA SUBMISSION	BD	GS

NOTE: MINOR CHANGES TO FORM AND CONFIGURATION MAY BE REQUIRED WHEN DRAWINGS ARE SUBSEQUENTLY PREPARED FOR CONSTRUCTION PURPOSES AFTER THE GRANT OF DEVELOPMENT CONSENT.

Client

XCOMMERCIAL

Project

AYU'S PENTHOUSE
17 RANDLE STREET, SURRY HILLS, 2010, NSW

Drawing Name

3D OVERALL AXONOMETRIC - SHEET 2

Date	Scale	Sheet Size
20.04.2026		A1
Drawn	**Chk**	**Job No.**
BD	GS	7166
Drawing No.		**Revision**
DA-0802		/ 4

SJB Architects
Level 2, 490 Crown Street
Surry Hills NSW 2010

T 61 2 9380 9911

www.sjb.com.au

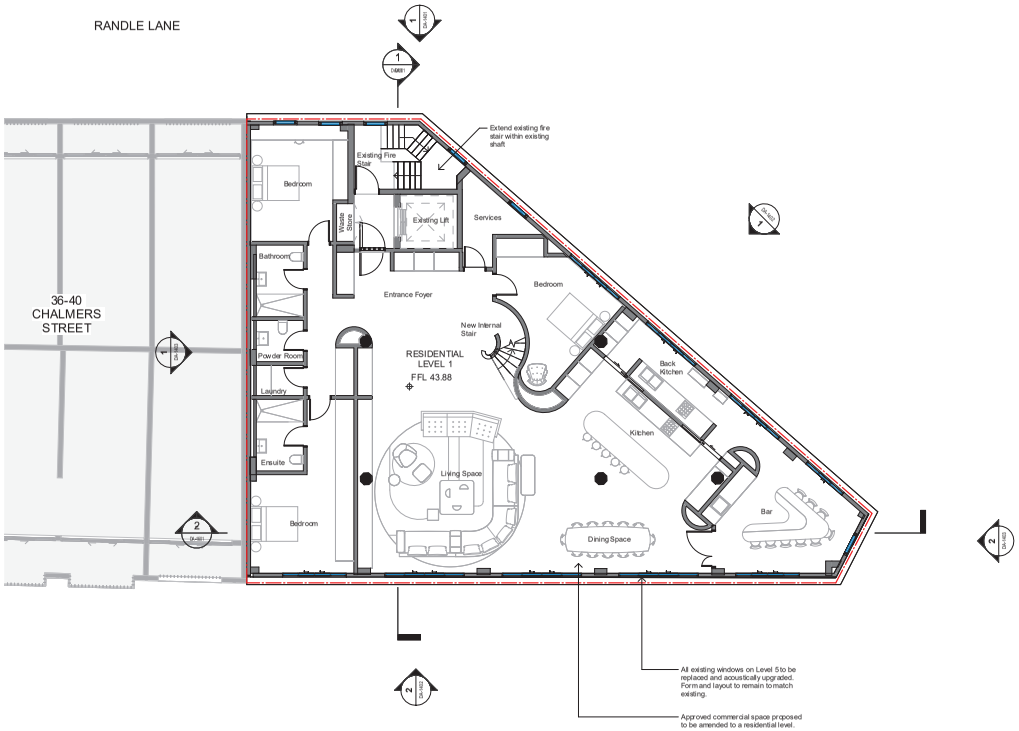

111

NOT FOR CONSTRUCTION

In accepting and utilising this document the recipient agrees that SJB Architecture (NSW) Pty. Ltd. ACN 081 094 724 T/A SJB Architects, retain all common law, statutory law and other rights including copyright and intellectual property rights. The recipient agrees not to use this document for any purpose other than its intended use; to waive all claims against SJB Architects resulting from unauthorised changes; or to reuse the document on other projects without prior written consent from SJB Architects. Under no circumstances shall transfer of this document be deemed a sale. SJB Architects makes no warranties of fitness for any purpose. The Builder/Contractor shall verify job dimensions prior to any work commencing. Use figured dimensions only. Do not scale drawings.

FOR APPROVAL

0 1 2 5m
1:100 @ A1

Nominated Architects: Adam Haddow-7188 | John Pradel-7004

Rev	Date	Revision	By	Chk
1	12.02.2026	FOR INFORMATION	BD	GS
2	06.03.2026	FOR INFORMATION	BD	GS
3	20.03.2026	DA SUBMISSION - DRAFT	BD	GS
4	20.04.2026	DA SUBMISSION	BD	GS
5	05.06.2026	COUNCIL RFIs - DRAFT	BD	GS
6	11.06.2026	COUNCIL RFIs	BD	GS

NOTE: MINOR CHANGES TO FORM AND CONFIGURATION MAY BE REQUIRED WHEN DRAWINGS ARE SUBSEQUENTLY PREPARED FOR CONSTRUCTION PURPOSES AFTER THE GRANT OF DEVELOPMENT CONSENT.

Client
XCOMMERCIAL

Project
AYU'S PENTHOUSE
17 RANDLE STREET, SURRY HILLS, 2010, NSW

Drawing Name
FLOOR PLAN - LEVEL 05

Date	Scale	Sheet Size
11.06.2026	1 : 100	A1
Drawn	Chk.	Job No.
BD	GS	7166
Drawing No.		Revision
DA-1007		/ 6

SJB Architects
Level 2, 490 Crown Street
Surry Hills NSW 2010
T 61 2 9380 9911
www.sjb.com.au

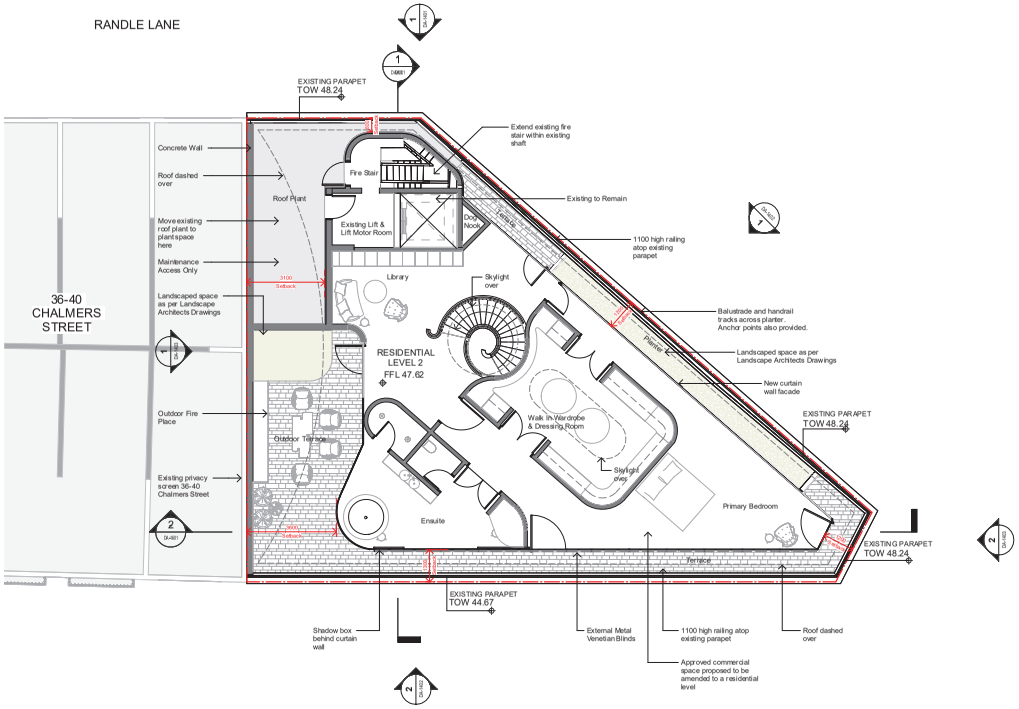

112

NOT FOR CONSTRUCTION

In accepting and utilising this document the recipient agrees that SJB Architecture (NSW) Pty. Ltd. ACN 081 094 724 T/A SJB Architects, retain all common law, statutory law and other rights including copyright and intellectual property rights. The recipient agrees not to use this document for any purpose other than its intended use; to waive all claims against SJB Architects resulting from unauthorised changes; or to reuse the document on other projects without prior written consent from SJB Architects. Under no circumstances shall transfer of this document be deemed a sale. SJB Architects makes no warranties of fitness for any purpose. The Builder/Contractor shall verify job dimensions prior to any work commencing. Use figured dimensions only. Do not scale drawings.

FOR APPROVAL

0 1 2 5m
1:100 @ A1

Nominated Architects: Adam Haddow-7188 | John Pradel-7004

Rev	Date	Revision	By	Chk
1	12.02.2026	FOR INFORMATION	BD	GS
2	06.03.2026	FOR INFORMATION	BD	GS
3	20.03.2026	DA SUBMISSION - DRAFT	BD	GS
4	20.04.2026	DA SUBMISSION	BD	GS
5	05.06.2026	COUNCIL RFIs - DRAFT	BD	GS
6	11.06.2026	COUNCIL RFIs	BD	GS

NOTE: MINOR CHANGES TO FORM AND CONFIGURATION MAY BE REQUIRED WHEN DRAWINGS ARE SUBSEQUENTLY PREPARED FOR CONSTRUCTION PURPOSES AFTER THE GRANT OF DEVELOPMENT CONSENT.

Client
XCOMMERCIAL

Project
AYU'S PENTHOUSE
17 RANDLE STREET, SURRY HILLS, 2010, NSW

Drawing Name
FLOOR PLAN - LEVEL 06

Date	Scale	Sheet Size
11.06.2026	1 : 100	A1
Drawn	Chk.	Job No.
BD	GS	7166
Drawing No.		Revision
DA-1008		/ 6

SJB Architects
Level 2, 490 Crown Street
Surry Hills NSW 2010
T 61 2 9380 9911
www.sjb.com.au

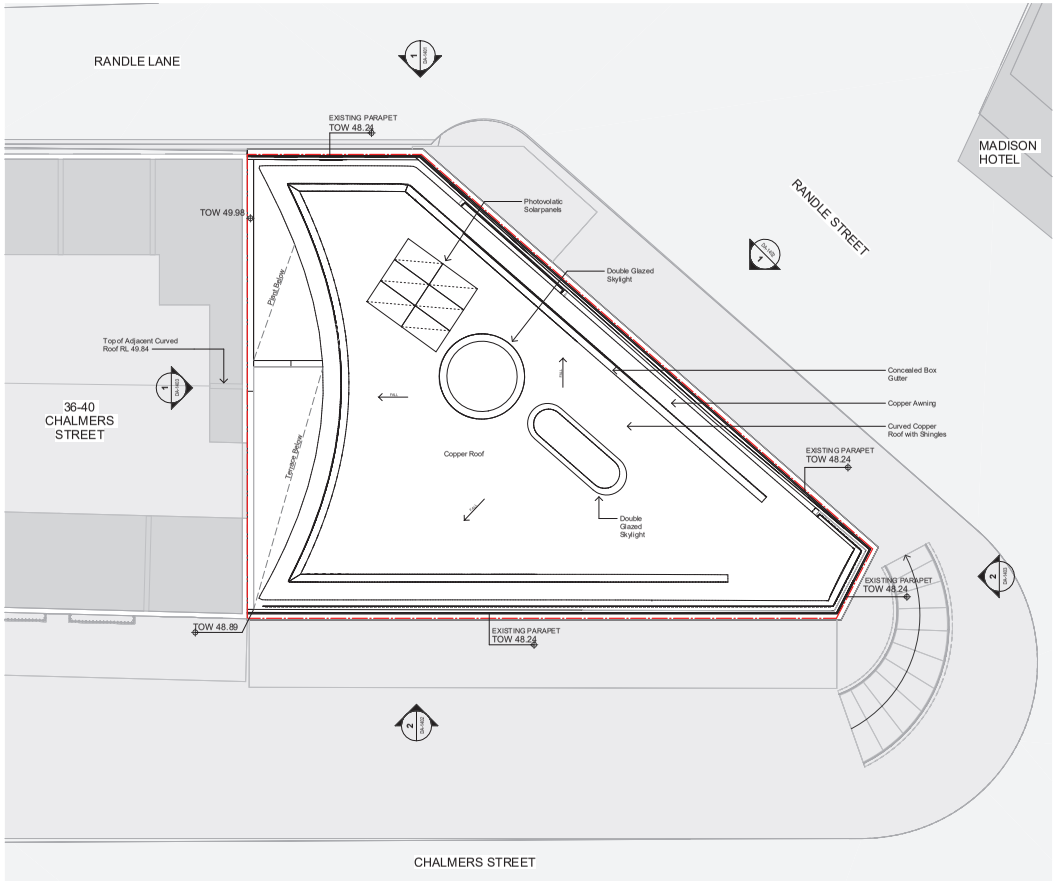

NOT FOR CONSTRUCTION

In accepting and utilising this document the recipient agrees that SJB Architecture (NSW) Pty. Ltd. ACN 081 094 724 T/A SJB Architects, retain all common law, statutory law and other rights including copyright and intellectual property rights. The recipient agrees not to use this document for any purpose other than its intended use; to waive all claims against SJB Architects resulting from unauthorised changes; or to reuse the document on other projects without prior written consent from SJB Architects. Under no circumstances shall transfer of this document be deemed a sale. SJB Architects makes no warranties of fitness for any purposes. The Builder/Contractor shall verify job dimensions prior to any work commencing. Use figured dimensions only. Do not scale drawings.

FOR APPROVAL

0 1 2 5m
1:100 @ A1

Nominated Architects: Adam Haddow-7188 | John Pradel-7004

Rev	Date	Revision	By	Chk
1	12.02.2026	FOR INFORMATION	BD	GS
2	06.03.2026	FOR INFORMATION	BD	GS
3	20.03.2026	DA SUBMISSION - DRAFT	BD	GS
4	20.04.2026	DA SUBMISSION	BD	GS

NOTE: MINOR CHANGES TO FORM AND CONFIGURATION MAY BE REQUIRED WHEN DRAWINGS ARE SUBSEQUENTLY PREPARED FOR CONSTRUCTION PURPOSES AFTER THE GRANT OF DEVELOPMENT CONSENT.

Client
XCOMMERCIAL

Project
AYU'S PENTHOUSE
17 RANDLE STREET, SURRY HILLS, 2010, NSW

Drawing Name
FLOOR PLAN - ROOF

Date	Scale	Sheet Size
20.04.2026	1 : 100	A1
Drawn	Chk.	Job No.
BD	GS	7166
Drawing No.		Revision
DA-1009		/ 4

SJB Architects
Level 2, 490 Crown Street
Surry Hills NSW 2010
T 61 2 9380 9911
www.sjb.com.au

1 EAST ELEVATION
DA1007 SCALE 1:100

114

NOT FOR CONSTRUCTION

In accepting and utilising this document the recipient agrees that SJB Architecture (NSW) Pty. Ltd. ACN 081 094 724 T/A SJB Architects, retain all common law, statutory law and other rights including copyright and intellectual property rights. The recipient agrees not to use this document for any purpose other than its intended use; to waive all claims against SJB Architects resulting from unauthorised changes; or to reuse the document on other projects without prior written consent from SJB Architects. Under no circumstances shall transfer of this document be deemed a sale. SJB Architects makes no warranties of fitness for any purpose. The Builder/Contractor shall verify job dimensions prior to any work commencing. Use figured dimensions only. Do not scale drawings.

FOR APPROVAL

0 1 2 5m
1:100@A1

Nominated Architects: Adam Haddow-7188 | John Pradel-7004

Rev	Date	Revision	By	Chk
1	12.02.2026	FOR INFORMATION	BD	GS
2	06.03.2026	FOR INFORMATION	BD	GS
3	20.03.2026	DA SUBMISSION - DRAFT	BD	GS
4	20.04.2026	DA SUBMISSION	BD	GS
5	05.06.2026	COUNCIL RFIs - DRAFT	BD	GS
6	11.06.2026	COUNCIL RFIs	BD	GS

NOTE: MINOR CHANGES TO FORM AND CONFIGURATION MAY BE REQUIRED WHEN DRAWINGS ARE SUBSEQUENTLY PREPARED FOR CONSTRUCTION PURPOSES AFTER THE GRANT OF DEVELOPMENT CONSENT.

Client
XCOMMERCIAL

Project
AYU'S PENTHOUSE
17 RANDLE STREET, SURRY HILLS, 2010, NSW

Drawing Name
ELEVATIONS - SHEET 1

Date	Scale	Sheet Size
11.06.2026	1 : 100	A1
Drawn	**Chk.**	**Job No.**
BD	GS	7166
Drawing No.		**Revision**
DA-1401		/ 6

SJB Architects
Level 2, 490 Crown Street
Surry Hills NSW 2010
T 61 2 9380 9911
www.sjb.com.au

1 SOUTH EAST ELEVATION
SCALE 1 : 100

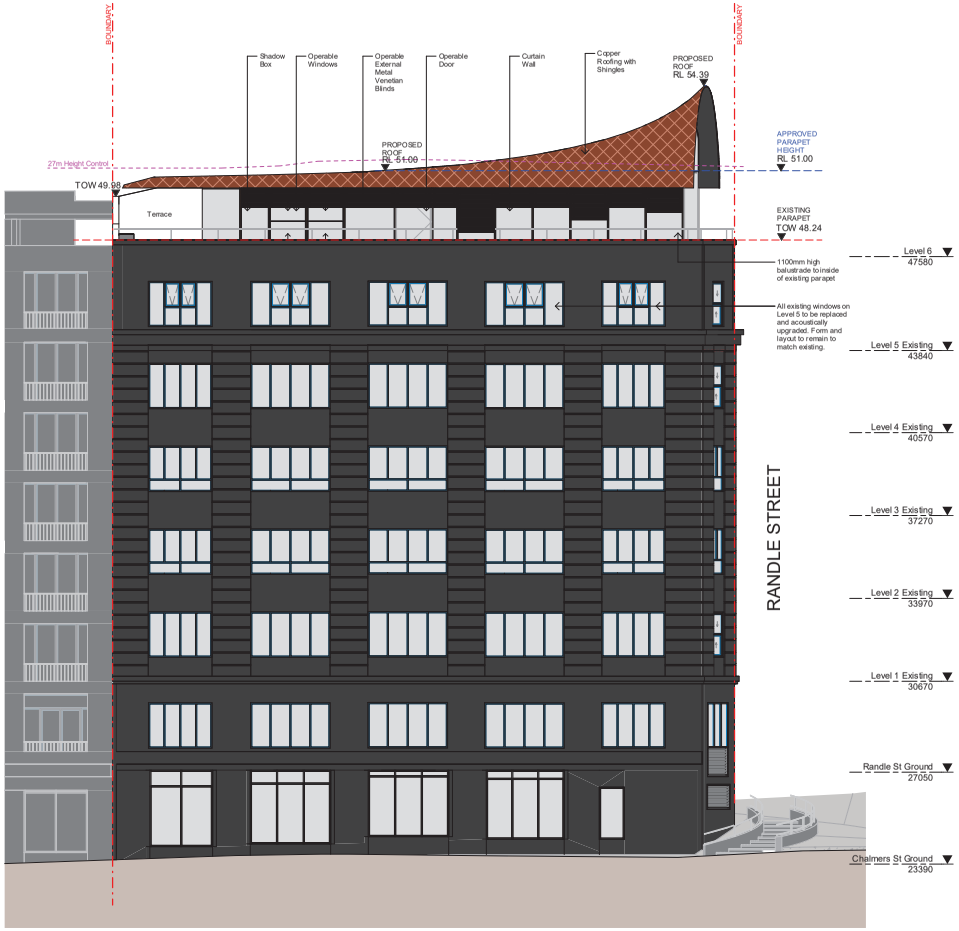

2 WESTERN ELEVATION
SCALE 1 : 100

115

NOT FOR CONSTRUCTION

In accepting and utilising this document the recipient agrees that SJB Architecture (NSW) Pty. Ltd. ACN 081 094 724 T/A SJB Architects, retain all common law, statutory law and other rights including copyright and intellectual property rights. The recipient agrees not to use this document for any purpose other than its intended use; to waive all claims against SJB Architects resulting from unauthorised changes; or to reuse the document on other projects without prior written consent from SJB Architects. Under no circumstances shall transfer of this document be deemed a sale. SJB Architects makes no warranties of fitness for any purpose. The Builder/Contractor shall verify job dimensions prior to any work commencing. Use figured dimensions only. Do not scale drawings.

FOR APPROVAL

0 1 2 5m
1:100 @ A1

Nominated Architects: Adam Haddow-7188 | John Pradel-7004

Rev	Date	Revision	By	Chk.
1	12.02.2026	FOR INFORMATION	BD	GS
2	06.03.2026	FOR INFORMATION	BD	GS
3	20.03.2026	DA SUBMISSION - DRAFT	BD	GS
4	20.04.2026	DA SUBMISSION	BD	GS
5	05.06.2026	COUNCIL RFIs - DRAFT	BD	GS
6	11.06.2026	COUNCIL RFIs	BD	GS

NOTE: MINOR CHANGES TO FORM AND CONFIGURATION MAY BE REQUIRED WHEN DRAWINGS ARE SUBSEQUENTLY PREPARED FOR CONSTRUCTION PURPOSES AFTER THE GRANT OF DEVELOPMENT CONSENT.

Client
XCOMMERCIAL

Project
AYU'S PENTHOUSE
17 RANDLE STREET, SURRY HILLS, 2010, NSW

Drawing Name
ELEVATIONS - SHEET 2

Date	Scale	Sheet Size
11.06.2026	1 : 100	A1
Drawn	**Chk.**	**Job No.**
BD	GS	7166
Drawing No.		**Revision**
DA-1402		/ 6

SJB Architects
Level 2, 490 Crown Street
Surry Hills NSW 2010
T 61 2 9380 9911
www.sjb.com.au

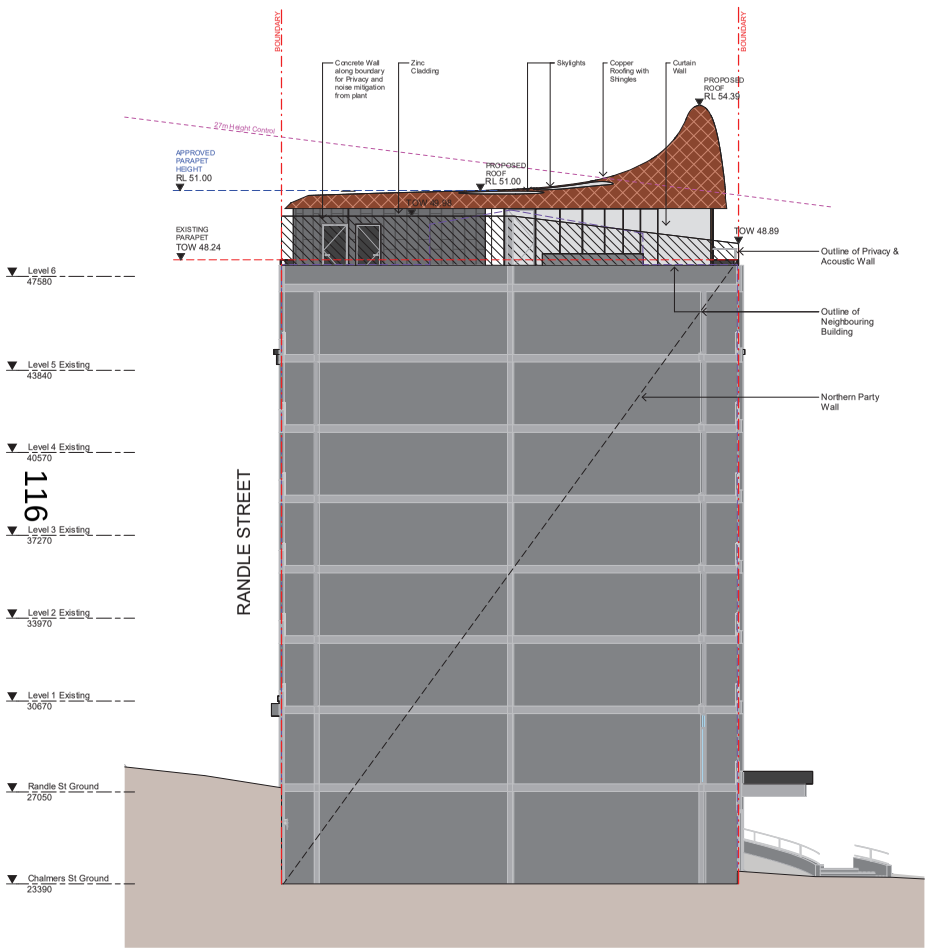

1 DA-1007 NORTH ELEVATION
SCALE 1 : 100

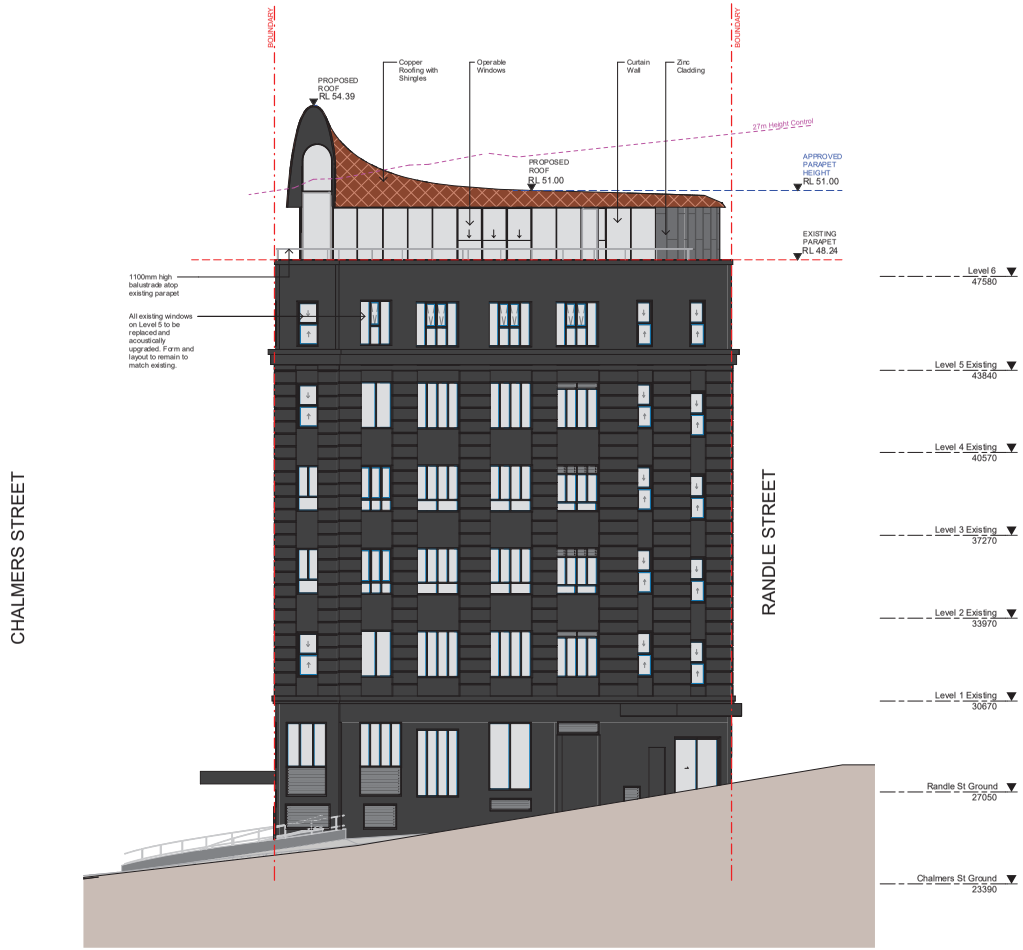

2 DA-1007 SOUTH ELEVATION
SCALE 1 : 100

NOT FOR CONSTRUCTION

In accepting and utilising this document the recipient agrees that SJB Architecture (NSW) Pty. Ltd. ACN 081 094 724 T/A SJB Architects, retain all common law, statutory law and other rights including copyright and intellectual property rights. The recipient agrees not to use this document for any purpose other than its intended use; to waive all claims against SJB Architects resulting from unauthorised changes; or to reuse the document on other projects without prior written consent from SJB Architects. Under no circumstances shall transfer of this document be deemed a sale. SJB Architects makes no warranties of fitness for any purpose. The Builder/Contractor shall verify job dimensions prior to any work commencing. Use figured dimensions only. Do not scale drawings.

FOR APPROVAL

0 1 2 5m
1:100 @ A1

Nominated Architects: Adam Haddow-7188 | John Pradel-7004

Rev	Date	Revision	By	Chk
1	12.02.2026	FOR INFORMATION	BD	GS
2	06.03.2026	FOR INFORMATION	BD	GS
3	20.03.2026	DA SUBMISSION - DRAFT	BD	GS
4	20.04.2026	DA SUBMISSION	BD	GS
5	05.06.2026	COUNCIL RFIs - DRAFT	BD	GS
6	11.06.2026	COUNCIL RFIs	BD	GS

NOTE: MINOR CHANGES TO FORM AND CONFIGURATION MAY BE REQUIRED WHEN DRAWINGS ARE SUBSEQUENTLY PREPARED FOR CONSTRUCTION PURPOSES AFTER THE GRANT OF DEVELOPMENT CONSENT.

Client
XCOMMERCIAL

Project
AYU'S PENTHOUSE
17 RANDLE STREET, SURRY HILLS, 2010, NSW

Drawing Name
ELEVATIONS - SHEET 3

Date	Scale	Sheet Size
11.06.2026	1 : 100	A1
Drawn	Chk.	Job No.
BD	GS	7166
Drawing No.		Revision
DA-1403		/ 6

SJB Architects
Level 2, 490 Crown Street
Surry Hills NSW 2010
T 61 2 9380 9911
www.sjb.com.au

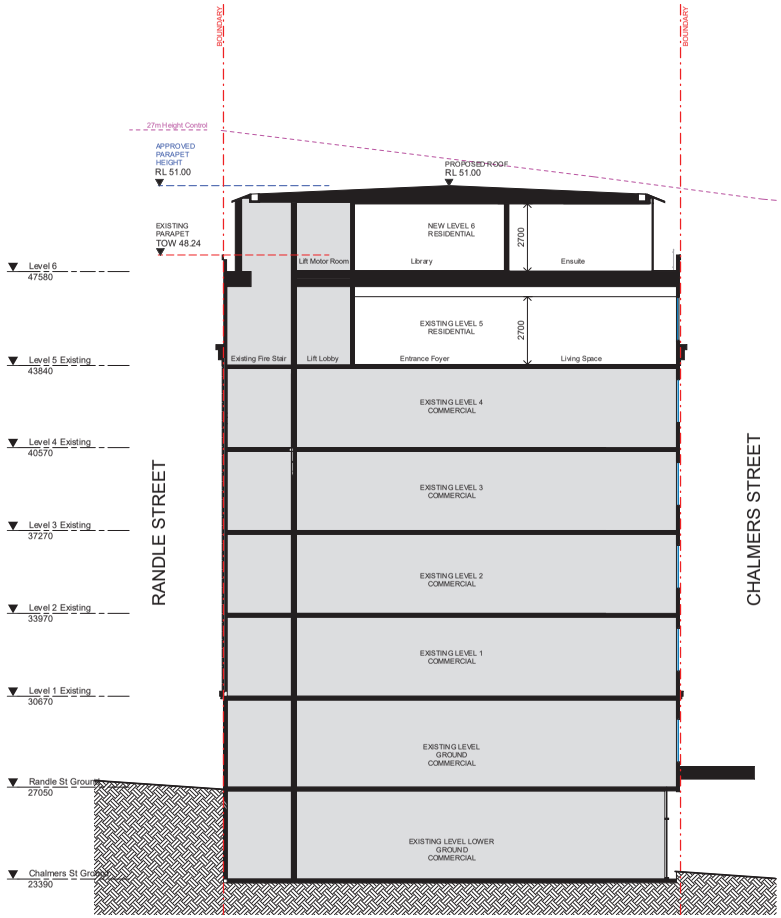

1 SHORT SECTION
DA-1007 SCALE 1 : 100

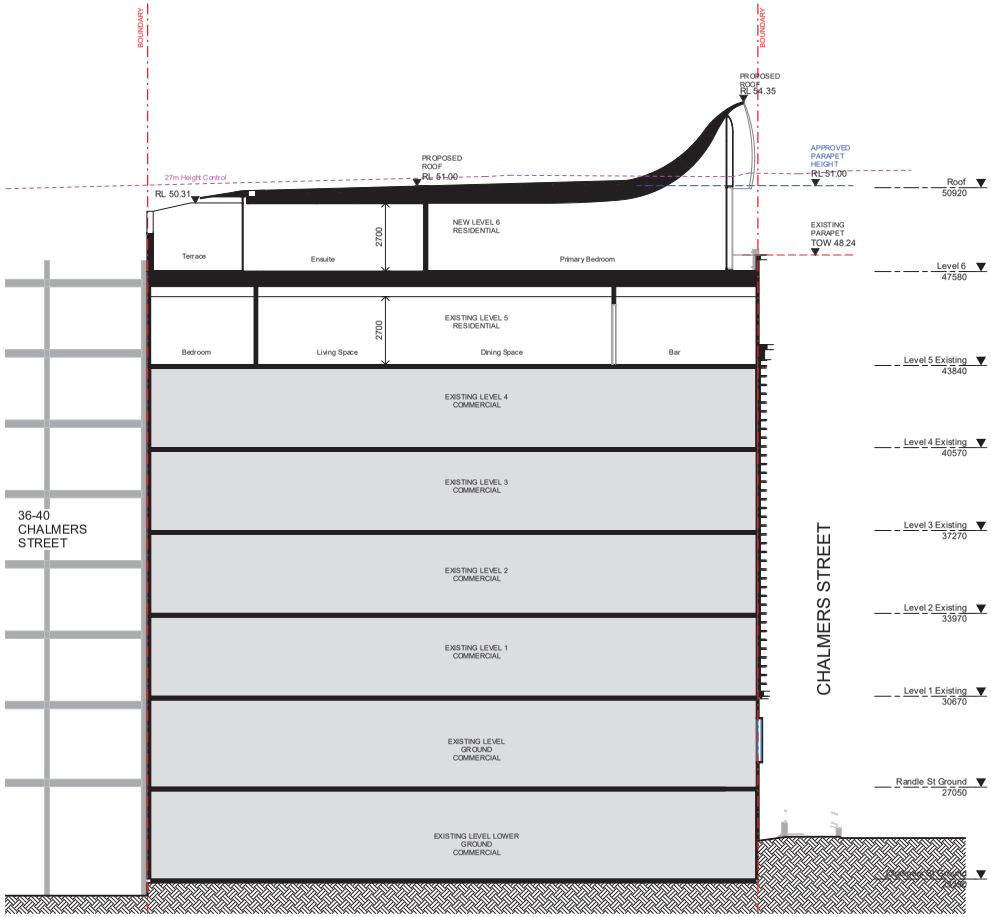

2 LONG SECTION
DA-1007 SCALE 1 : 100

117

NOT FOR CONSTRUCTION

In accepting and utilising this document the recipient agrees that SJB Architecture (NSW) Pty. Ltd. ACN 081 094 724 T/A SJB Architects, retain all common law, statutory law and other rights including copyright and intellectual property rights. The recipient agrees not to use this document for any purpose other than its intended use; to waive all claims against SJB Architects resulting from unauthorised changes; or to reuse the document on other projects without prior written consent from SJB Architects. Under no circumstances shall transfer of this document be deemed a sale. SJB Architects makes no warranties of fitness for any purpose. The Builder/Contractor shall verify job dimensions prior to any work commencing. Use figured dimensions only. Do not scale drawings.

FOR APPROVAL

0 1 2 5m
1:100 @ A1

Nominated Architects: Adam Haddow-7188 | John Pradel-7004

Rev	Date	Revision	By	Chk
1	12.02.2026	FOR INFORMATION	BD	GS
2	06.03.2026	FOR INFORMATION	BD	GS
3	20.03.2026	DA SUBMISSION - DRAFT	BD	GS
4	20.04.2026	DA SUBMISSION	BD	GS

NOTE: MINOR CHANGES TO FORM AND CONFIGURATION MAY BE REQUIRED WHEN DRAWINGS ARE SUBSEQUENTLY PREPARED FOR CONSTRUCTION PURPOSES AFTER THE GRANT OF DEVELOPMENT CONSENT.

Client
XCOMMERCIAL

Project
AYU'S PENTHOUSE
17 RANDLE STREET, SURRY HILLS, 2010, NSW

Drawing Name
SECTIONS - SHEET 1

Date	Scale	Sheet Size
20.04.2026	1 : 100	A1
Drawn	**Chk.**	**Job No.**
BD	GS	7166
Drawing No.		**Revision**
DA-1501		/ 4

SJB Architects
Level 2, 490 Crown Street
Surry Hills NSW 2010
T 61 2 9380 9911
www.sjb.com.au

LEP PROPOSED HEIGHT - SOUTH WEST

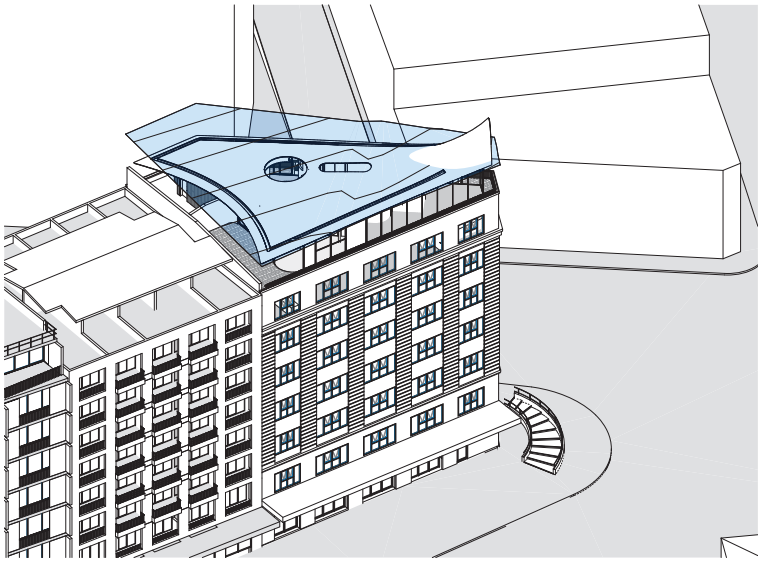

LEP PROPOSED HEIGHT - NORTH WEST

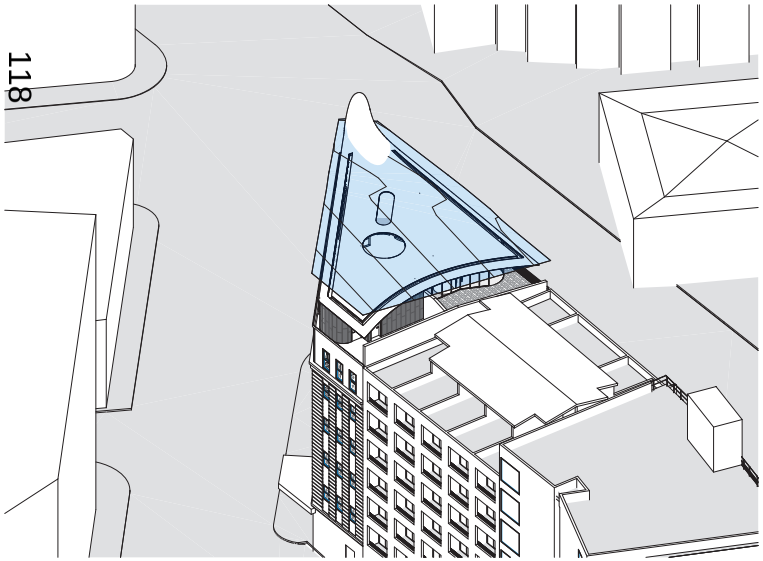

LEP PROPOSED HEIGHT - NORTH EAST

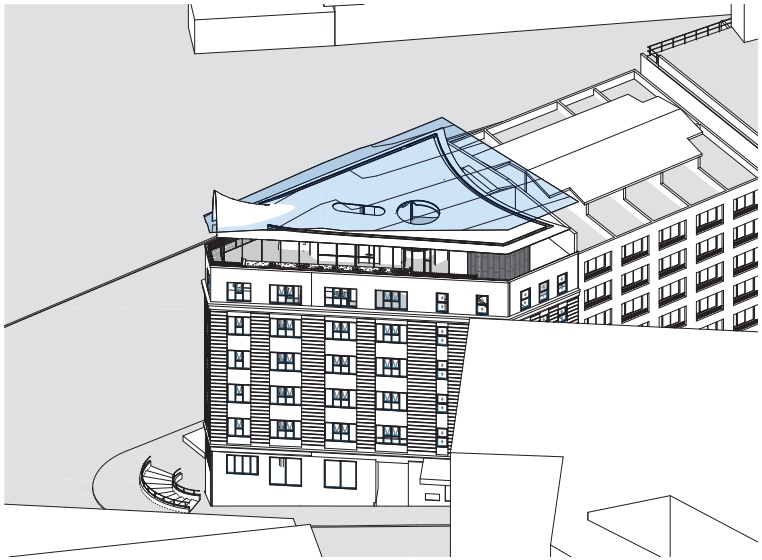

LEP PROPOSED HEIGHT - EAST

NOT FOR CONSTRUCTION

In accepting and utilising this document the recipient agrees that SJB Architecture (NSW) Pty. Ltd. ACN 081 094 724 T/A SJB Architects, retain all common law, statutory law and other rights including copyright and intellectual property rights. The recipient agrees not to use this document for any purpose other than its intended use; to waive all claims against SJB Architects resulting from unauthorised changes; or to reuse the document on other projects without prior written consent from SJB Architects. Under no circumstances shall transfer of this document be deemed a sale. SJB Architects makes no warranties of fitness for any purpose. The Builder/Contractor shall verify job dimensions prior to any work commencing. Use figured dimensions only. Do not scale drawings.

FOR APPROVAL

0 1 2 5m
1:100 @ A1

Nominated Architects: Adam Haddow-7188 | John Pradel-7004

Rev	Date	Revision	By	Chk
3	20.03.2026	DA SUBMISSION - DRAFT	BD	GS
4	20.04.2026	DA SUBMISSION	BD	GS

NOTE: MINOR CHANGES TO FORM AND CONFIGURATION MAY BE REQUIRED WHEN DRAWINGS ARE SUBSEQUENTLY PREPARED FOR CONSTRUCTION PURPOSES AFTER THE GRANT OF DEVELOPMENT CONSENT.

Client
XCOMMERCIAL

Project
AYU'S PENTHOUSE
17 RANDLE STREET, SURRY HILLS, 2010, NSW

Drawing Name
COMPLIANCE DRAWINGS - HEIGHT PLANE

Date	Scale	Sheet Size
20.04.2026		A1
Drawn	Chk.	Job No.
BD	GS	7166
Drawing No.		Revision
DA-8007		/ 4

SJB Architects
Level 2, 490 Crown Street
Surry Hills NSW 2010
T 61 2 9380 9911
www.sjb.com.au

NOT FOR CONSTRUCTION

In accepting and utilising this document the recipient agrees that SJB Architecture (NSW) Pty. Ltd. ACN 081 094 724 T/A SJB Architects, retain all common law, statutory law and other rights including copyright and intellectual property rights. The recipient agrees not to use this document for any purpose other than its intended use; to waive all claims against SJB Architects resulting from unauthorised changes; or to reuse the document on other projects without prior written consent from SJB Architects. Under no circumstances shall transfer of this document be deemed a sale. SJB Architects makes no warranties of fitness for any purpose. The Builder/Contractor shall verify job dimensions prior to any work commencing. Use figured dimensions only. Do not scale drawings.

FOR APPROVAL

0 1 2 5m
1:100@A1

Nominated Architects: Adam Haddow-7188 | John Pradel-7004

Rev	Date	Revision	By	Chk
3	20.03.2026	DA SUBMISSION - DRAFT	BD	GS
4	20.04.2026	DA SUBMISSION	BD	GS

NOTE: MINOR CHANGES TO FORM AND CONFIGURATION MAY BE REQUIRED WHEN DRAWINGS ARE SUBSEQUENTLY PREPARED FOR CONSTRUCTION PURPOSES AFTER THE GRANT OF DEVELOPMENT CONSENT.

Client
XCOMMERCIAL

Project
AYU'S PENTHOUSE
17 RANDLE STREET, SURRY HILLS, 2010, NSW

Drawing Name
COMPLIANCE DRAWINGS - HEIGHT PLANE DIAGRAM

Date	Scale	Sheet Size
20.04.2026		A1
Drawn	Chk.	Job No.
BD	GS	7166
Drawing No.		Revision
DA-8008		/ 4

SJB Architects
Level 2, 490 Crown Street
Surry Hills NSW 2010
T 61 2 9380 9911
www.sjb.com.au

NOT FOR CONSTRUCTION

In accepting and utilising this document the recipient agrees that SJB Architecture (NSW) Pty. Ltd. ACN 081 094 724 T/A SJB Architects, retain all common law, statutory law and other rights including copyright and intellectual property rights. The recipient agrees not to use this document for any purpose other than its intended use; to waive all claims against SJB Architects resulting from unauthorised changes; or to reuse the document on other projects without prior written consent from SJB Architects. Under no circumstances shall transfer of this document be deemed a sale. SJB Architects makes no warranties of fitness for any purpose. The Builder/Contractor shall verify job dimensions prior to any work commencing. Use figured dimensions only. Do not scale drawings.

FOR APPROVAL

0 1 2 5m
1:100@A1

Nominated Architects: Adam Haddow-7188 | John Pradel-7004

Rev	Date	Revision	By	Chk.
3	20.03.2026	DA SUBMISSION - DRAFT	BD	GS
4	20.04.2026	DA SUBMISSION	BD	GS

NOTE: MINOR CHANGES TO FORM AND CONFIGURATION MAY BE REQUIRED WHEN DRAWINGS ARE SUBSEQUENTLY PREPARED FOR CONSTRUCTION PURPOSES AFTER THE GRANT OF DEVELOPMENT CONSENT.

Client
XCOMMERCIAL

Project
AYU'S PENTHOUSE
17 RANDLE STREET, SURRY HILLS, 2010, NSW

Drawing Name
PHOTOMONTAGE - CHALMERS STREET

Date	Scale	Sheet Size
20.04.2026		A1
Drawn	Chk.	Job No.
BD	GS	7166
Drawing No.		Revision
DA-8701		/ 4

SJB Architects
Level 2, 490 Crown Street
Surry Hills NSW 2010
T 61 2 9380 9911
www.sjb.com.au

NOT FOR CONSTRUCTION

In accepting and utilising this document the recipient agrees that SJB Architecture (NSW) Pty. Ltd. ACN 081 094 724 T/A SJB Architects, retain all common law, statutory law and other rights including copyright and intellectual property rights. The recipient agrees not to use this document for any purpose other than its intended use; to waive all claims against SJB Architects resulting from unauthorised changes; or to reuse the document on other projects without prior written consent from SJB Architects. Under no circumstances shall transfer of this document be deemed a sale. SJB Architects makes no warranties of fitness for any purpose. The Builder/Contractor shall verify job dimensions prior to any work commencing. Use figured dimensions only. Do not scale drawings.

FOR APPROVAL

0 1 2 5m
1:100@A1

Nominated Architects: Adam Haddow-7188 | John Pradel-7004

Rev	Date	Revision	By	Chk.
3	20.03.2026	DA SUBMISSION - DRAFT	BD	GS
4	20.04.2026	DA SUBMISSION	BD	GS

NOTE: MINOR CHANGES TO FORM AND CONFIGURATION MAY BE REQUIRED WHEN DRAWINGS ARE SUBSEQUENTLY PREPARED FOR CONSTRUCTION PURPOSES AFTER THE GRANT OF DEVELOPMENT CONSENT.

Client
XCOMMERCIAL

Project
AYU'S PENTHOUSE
17 RANDLE STREET, SURRY HILLS, 2010, NSW

Drawing Name
PHOTOMONTAGE - RANDLE STREET

Date	Scale	Sheet Size
20.04.2026		A1
Drawn	**Chk.**	**Job No.**
BD	GS	7166
Drawing No.		**Revision**
DA-8702		/ 4

SJB Architects
Level 2, 490 Crown Street
Surry Hills NSW 2010
T 61 2 9380 9911
www.sjb.com.au

Material Palette

Cooper Detailing



Roof

Copper Sheeting

Shingles Pattern



Handrail

Form: Flat plate

Finish: Copper

Roof Framing

Deep Reveals

Finish: Dark



Soffit

Fibre Cement Sheet

Paint Colour: Dark

Glass Curtain Wall

Metal / Slender Framing

Finish: Bronze Colour

Venetian Blind

Metal

Finish: to match Curtain Wall

Shadow Box

Obscure Glass

Glass Colour: Frosted/White

Cladding

Zinc

Colour: Natural

NOT FOR CONSTRUCTION

In accepting and utilising this document the recipient agrees that SJB Architecture (NSW) Pty. Ltd. ACN 081 094 724 T/A SJB Architects, retain all common law, statutory law and other rights including copyright and intellectual property rights. The recipient agrees not to use this document for any purpose other than its intended use; to waive all claims against SJB Architects resulting from unauthorised changes; or to reuse the document on other projects without prior written consent from SJB Architects. Under no circumstances shall transfer of this document be deemed a sale. SJB Architects makes no warranties of fitness for any purpose. The Builder/Contractor shall verify job dimensions prior to any work commencing. Use figured dimensions only. Do not scale drawings.

FOR APPROVAL

0 1 2 5m

1:100 @ A1

Nominated Architects: Adam Haddow-7188 | John Pradel-7004

Rev	Date	Revision	By	Chk
3	20.03.2026	DA SUBMISSION - DRAFT	BD	GS
4	20.04.2026	DA SUBMISSION	BD	GS
5	05.06.2026	COUNCIL RFIs - DRAFT	BD	GS
6	11.06.2026	COUNCIL RFIs	BD	GS

NOTE: MINOR CHANGES TO FORM AND CONFIGURATION MAY BE REQUIRED WHEN DRAWINGS ARE SUBSEQUENTLY PREPARED FOR CONSTRUCTION PURPOSES AFTER THE GRANT OF DEVELOPMENT CONSENT.

Client

XCOMMERCIAL

Project

AYU'S PENTHOUSE
17 RANDLE STREET, SURRY HILLS, 2010, NSW

Drawing Name

MATERIAL BOARD

Date	Scale	Sheet Size
11.06.2026		A1
Drawn	Chk	Job No.
BD	GS	7166
Drawing No.		Revision
DA-8703		/ 6

SJB Architects
Level 2, 490 Crown Street
Surry Hills NSW 2010

T 61 2 9380 9911

www.sjb.com.au

FIRST FLOOR
Scale: 1:100

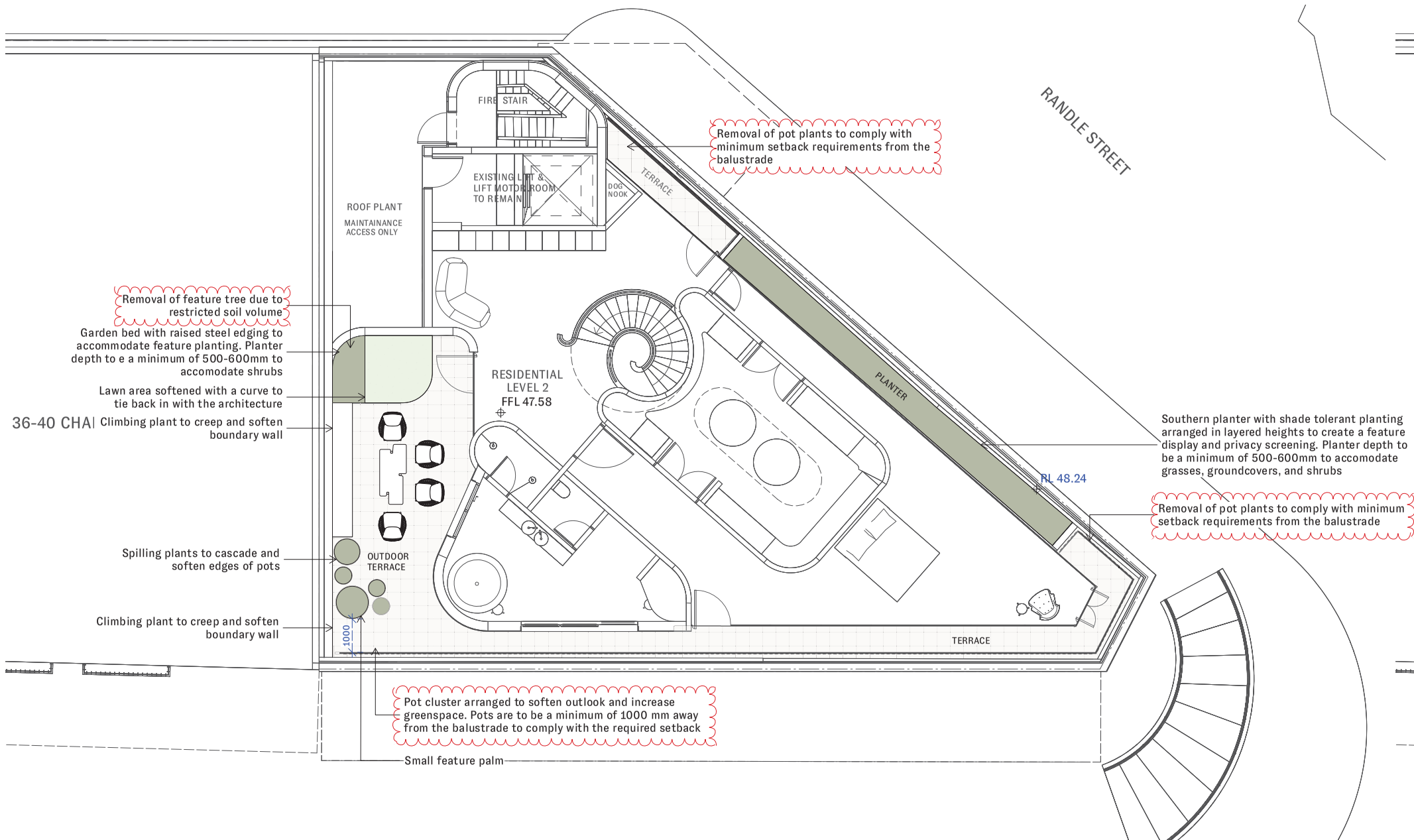

FIRST FLOOR PLANTING
Scale: 1:100

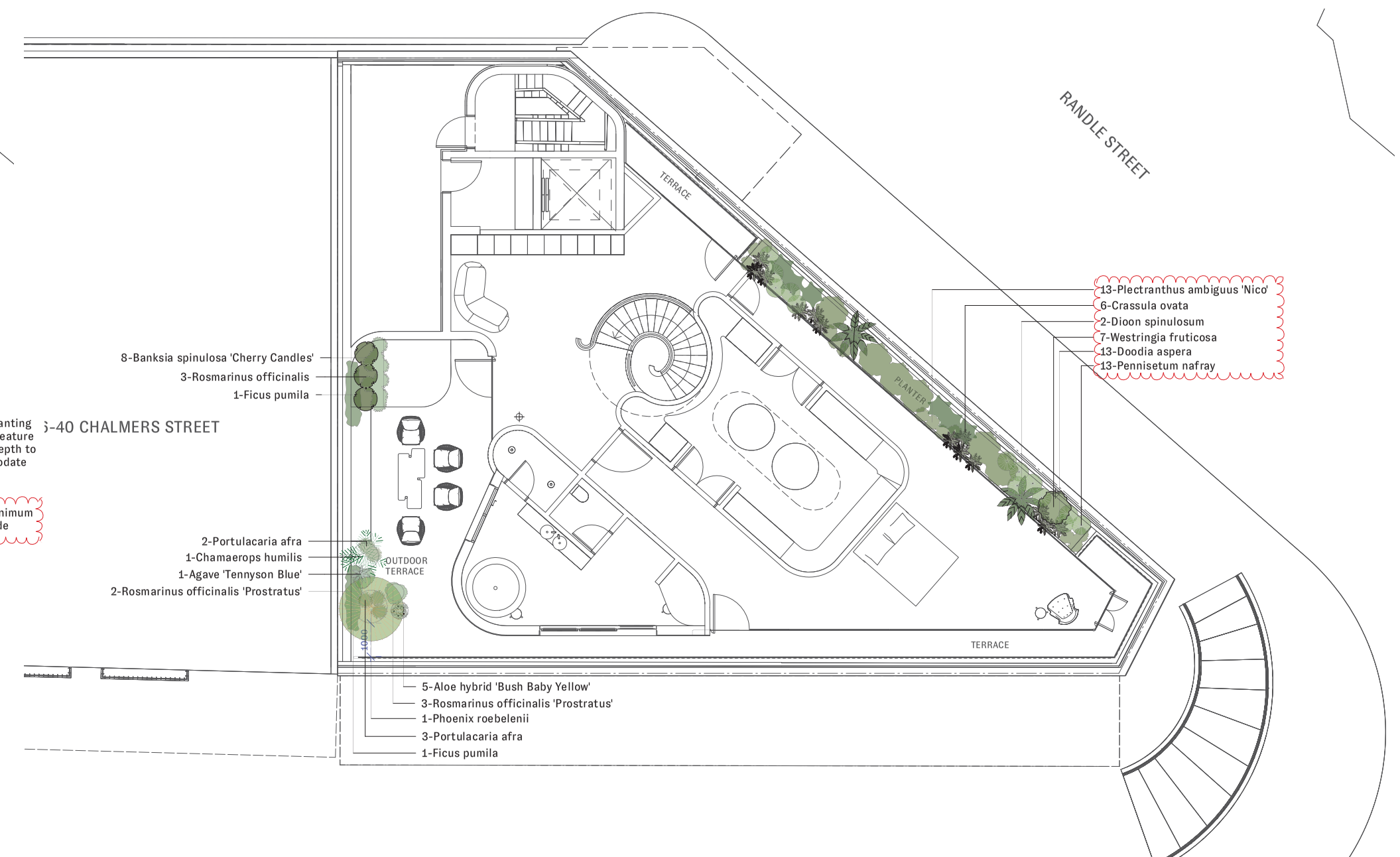

SITE NOTES

123

SPECIFICATIONS
GENERAL NOTES
All landscape drawings are to be read in conjunction with the architect and additional consultants' drawings, specifications, and reports.
All public utility services are to be located on site by the contractor prior to the commencement of works. The location, presence and extent of services shown are not guaranteed complete or correct.
Perform excavation in the vicinity of underground utilities with care and if necessary, by hand. The contractor bears all responsibility for the works. Disruption or damage to utilities shall be repaired immediately and no expense to the owner.
All paving is indicative and to be set out on site.
All work to be carried out in accordance with the local council's approval standards and codes. The client is responsible for obtaining Council approval prior to commencement.
The contractor is to ensure that all the works area carried out in accordance with the workplace health and safety act.
Nelson Thomas to review plant material at source prior to purchase and delivery. Exact locations of new plant materials to be set out and approved by Nelson Thomas before installation.

PRELIMINARIES
The following general information should be considered prior to the commencement of landscape works: landscape plans should be read in conjunction with architectural plans, hydraulic plans, service plans and survey prepared for the proposed development.
All services should be accurately located and clearly marked prior to the commencement of any landscape installation.
Installation of all conduits required for irrigation, electrical and other services shall be completed before any commencement of hardscapes works and hardstand pours.
All out outdoor lighting specified must be installed by a licenced electrician.
Irregularities associated with this plan should be brought to the immediate attention of Nelson Thomas.
Where an Australian Standard applies for any landscape materials or installation techniques, those standards shall be applied.

SITE PREPARATION
Pollution and sediment control
The contractor shall take proper precautions to prevent the erosion of soils from the site. Erosion and sediment control barriers shall be set up as required by council and maintained throughout the construction period.

TREE PROTECTION
Any existing trees and vegetation to be retained shall be preserved and protected from damage of any sort during the execution of landscape works. Root systems of existing plants must not be disturbed. Any nearby site works should be carried out carefully using hand tools. Trees shall not be removed or lopped unless specific written approval to do so is given or is indicated on plan.
Storage of materials, mixing of materials, vehicle parking, disposal of liquids, machinery repairs and refuelling, site office and sheds shall not occur within three (3) metres of any existing or new trees. Do not stockpile soil, rubble or other debris cleared from the site, or building materials within the drip line of existing or new trees.

SOIL PREPARATION
All proposed planting areas to be deep ripped to 300mm. Clay soils to be combined with 50-100mm of A.N.L 'Organic clay breaker'. 75mm depth of A.N.L 'Organic garden mix' to be imported and combined with 25mm depth of A.N.L 'Greenlife' compost or approved equivalent. Care to be taken to hand cultivate in any area where existing tree roots exist to preserve health of trees.

TOPSOIL AND SOIL TESTING
Where possible, site topsoil should be used for garden beds and lawns. Strip the top 100mm layer of vegetation and stockpile on the site. Soil for use in garden bed and lawn areas may then be obtained from the stockpile soil provided the soil is clean and free from unwanted matter such as gravel, clay lumps, grass, weeds, building waste and any materials toxic to plants.
The soil must have a PH between 5.5 and 7.
Use 100% imported mix as above when site soils run out.

EXCAVATION
All excavations are to be carried out in a safe manner. No excavations are to be carried out within the "zone of influence" of any adjacent/surrounding structures. Any excavation works are to include measures to ensure the temporary and long-term stability of any existing structure within its vicinity. During construction, the structure and surrounds shall be always kept stable utilizing temporary shoring, bracing etc.

INSTALLATION
CONCRETE SUB BASE AND FOOTINGS
All workmanship and materials shall be in accordance with AS3600. Concrete quality shall be verified by tests and all construction joints shall be located to the approval of the engineer. All concrete is to be cured by keeping the surfaces continuously wet for a period of 3 days followed by the prevention of loss of moisture for a further 7 days. All formworks shall be installed and stripped in accordance with AS3610. All formwork is to be free of debris prior to pouring of concrete.
All concrete is to engineer's specifications and inspection.

HARD CONSTRUCTION
All civil, structural, and hydraulic work associated with this project shall be to consulting engineers' details. All external stairs to be constructed in accordance with clause d2.13 of the building code of Australia. Materials specified. Retaining walls all retaining walls over 600mm to be constructed to engineer's specifications.

PAVING
General Paving & steppers
Refer to Finishes and Level Sheets for Paver location.
All paving to be laid to manufacturers recommendations. All paving adjacent to house to have a minimum fall of 1:100 directed away from residence. Sealing of all paving should be a consideration with the supplier.

DRAINAGE
To intercept rainwater at the bottom of a fall, install a grated surface drain at the edge of the paving. If draining a large area or you are likely to get a lot of silt in the runoff captured by the drain, install a sump or clean-out section between the drain and the stormwater pipe to collect soil and sand. Clean it out periodically.

ADVANCED TREES AND STAKING
Newly planted advanced trees are to be secured with 3 @ 1.8mm x 22mm x 22mm hardwood stakes with hessian ties to prevent excessive movement. Planting holes for plants are to be large enough to take the root ball with additional space for back fill with soil prepared as specified.

PLANTING AND ESTABLISHMENT
All plant material shall be planted as soon after delivery as possible.
Planting holes for trees and shrubs shall be excavated as detailed and specified.
Plant containers shall be removed and discarded.
The outer roots shall be gently teased from the soil mass. Immediately set plant in hole and backfill with specified soil mix incorporating the approved fertilizer for each plant type. Ensure that plants are set plumb vertically and root crown is level with finished soil level.
Hand water immediately.
Substitution of plant species/varieties must be signed off by client or landscape designer.

PLANTING
If the work to be done includes the provision and installation of grass and/or plants then the Client acknowledges that the grass and/or plants must be maintained by the Owner from the date that the landscape contractor is last on the site to carry out work.
The Owner agrees that Nelson Thomas will not be liable for any defect or damage to grass and/or plants unless written notification of any such defect or damage is given to within 7 days of landscape contractor last being on site to carry out work.
For the avoidance of doubt, the Client acknowledges that grass and plants are highly perishable and deteriorate rapidly in the absence of proper maintenance and that 7 days is sufficient time for the Client to identify any defect or damage and to notify Nelson Thomas of such defect or damage.

TURF
Turf to be laid on 50mm topsoil over 200mm deep rotary hoed prepared area. Turf areas to be evenly graded. Adequate drainage to be provided under lawn area. Keep irrigated.

MULCHING
Only 100% clean organic mulch to be used.
Mulch should be applied no thicker than 75mm. Fine mulch should be applied more thinly at around 40mm.
All planting areas, unless otherwise specified to me mulched with catchment dish to be left around base of plants.

FERTILISER
On completion of work all planting areas are to be fertilised which is to be sufficiently watered in.

GARDEN EDGING
All planter beds adjacent to lawn areas

WEED CONTROL
Identify weed species and eradicate as per best horticultural practice. Ongoing maintenance plan to be discussed with client.

DRAINAGE AND IRRIGATION NOTES
Refer to engineer's utility and drainage plans for utility location and drainage information.
Requirements for landscape drainage to be confirmed on site unless otherwise shown on the landscape plans.
All planter boxes to have drip or spray irrigation.
All lawn areas to have pop up rotors. All garden beds to have fixed solid risers with sprays locations of irrigation lines, valves, spray heads etc are shown indicatively only and exact location will be nominated by the irrigation provider.
Plants require hand watering until established, in addition to irrigation.
Irrigation to be supplied by others.

POOL AND ENCLOSURE
Refer to architect drawings

EXTRAS
80mm dia conduit required under all paving and paths for cable access.

GARDEN LIGHTS
See lighting plan. All works shall be completed by an authorised electrician.

PLANT IMAGES

PLANT SCHEDULE

Plant Schedule - DA

ID	Qty	Common Name	Botanical Name	Pot Size	Mature Height	Mature Spread	Notes
Shrubs							
BsCc	8	Hairpin Banksia	*Banksia spinulosa 'Cherry Candles'*	200mm	500mm	600mm	
Pa	13	Plectranthus Nico	*Plectranthus ambiguus 'Nico'*	200mm	400mm	450mm	
Ro	3	Rosemary	*Rosmarinus officinalis*	200mm	1200mm	1200mm	
Wef-1	7	Coastal Rosemary	*Westringia fruticosa*	200mm	1800mm	1000mm	
Ground Covers							
Rop	5	Creeping Rosemary	*Rosmarinus officinalis 'Prostratus'*	140mm	300mm	900mm	
Grasses							
Pny	13	Nafray	*Pennisetum nafray*	140mm	600mm	600mm	
Climbers							
Fp	2	Creeping Fig	*Ficus pumila*	140mm	3000mm	3000mm	
Cacti							
Ebh	5	Elephant Bush	*Portulacaria afra*	200mm	400mm	900mm	
Succulents							
AlBb	5	Aloe Bush Baby Yellow	*Aloe hybrid 'Bush Baby Yellow'*	140mm	300mm	300mm	
Atb	1	Blue Agave	*Agave 'Tennyson Blue'*	400mm	1500mm	1500mm	
Crao	6	Money Plant	*Crassula ovata*	200mm	800mm	800mm	
Palms							
Cphms	1	Mediterranean Fan Palm	*Chamaerops humilis*	500mm	2500mm	2000mm	
Prii	1	Pygmy Date Palm	*Phoenix roebelenii*	75 Ltr	3000mm	2000mm	
Ferns							
Cra-1	2	Giant Mexican Cycad	*Dioon spinulosum*	300mm	2000mm	1500mm	
Dapa	13	Prickly Rasp Fern	*Doodia aspera*	140mm	400mm	600mm	
Total	85						

- NATIVE SPECIES

NOTE:
*Terrace planter to achieve a minimum soil depth of 500-600 mm for the establishment of grasses, groundcovers, and shrubs.
*Turf area to achieve a minimum soil depth of 200 mm for establishment

DETAILS

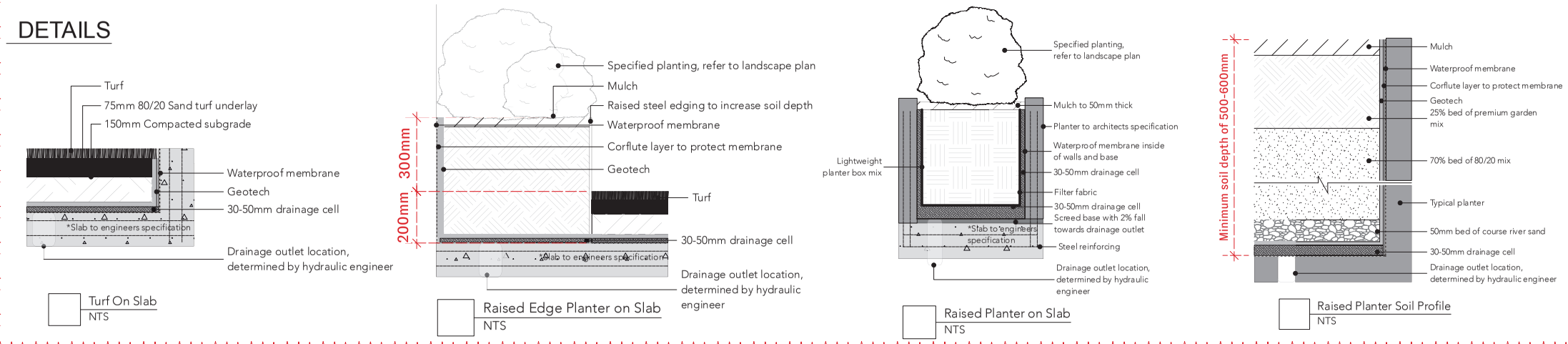

LEGEND

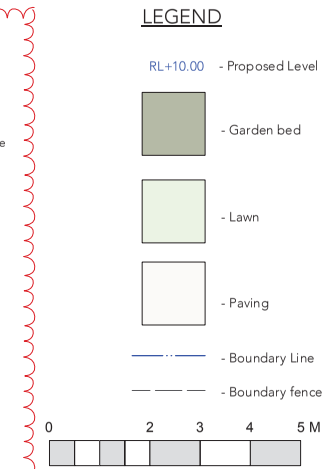

NELSON THOMAS

A: Shop 1/374 Crown St, Surry Hills NSW, 2010 P: 0449 515 549 E: info@nelsonthomas.com.au W: nelsonthomas.com.au

NOTES:
1. Do not scale from drawings
2. Verify all measurements on site
3. Notify Nelson Thomas of any inconsistencies
4. Copyright Nelson Thomas. All rights reserved
5. Drawing remains the property of Nelson Thomas
6. All works to comply with relevent Australian Standards & Building Code of Australia
7. All work to be performed by suitably qualified tradperson
8. For application purposes only - NOT FOR CONSTRUCTION UNLESS SPECIFIED
9. Nelson Thomas must be present for on-site for the positioning of **ALL PLANTS.**
10. Conctact designer if discrepancies occur between landscape & consultants documents

CLIENT	PROJECT ADDRESS	DRAWING TITLE	DATE DRAWN	SCALE	DP NO.
DAVID BROWN	17 RANDLE ST, SURRY HILLS	LANDSCAPE PLAN	5/6/2026	1:100 @ A1	SP75275
			DRAWN BY: SM	SHEET NO.: DA001	REV #: B